




**FINISH THOMPSON INC.**

## Sealless, High Performance Drum Pump

Unique double suction impeller provides high flow and high head. Handles acids, caustics, chemicals and flammables<sup>†</sup>.

- Features:** Polypropylene, PVDF, 316SS tubes  
 Interchangeable with motors  
 Up to 2000 cP with M58P/M59P motors  
 FDA-compliant (PFS only)

**Applications:** Acids, bases, solvents<sup>†</sup>, water treatment chemicals, cleaners, plating solutions, kidney dialysis solutions, diesel exhaust fluid (DEF)/AdBlue



**Tube Lengths**

27" (69cm), 40" (102cm), 48" (122cm), 60" (152cm), 72" (183cm)

### Construction Specifications

Pump Model	Construction Materials		Tube Dia. in (cm)	Discharge Size & Type	Hose Size in (cm)	Max. Temp.		Min. Temp.	
	Outer Tube	Internals				°F	°C	°F	°C
PFM	Polypropylene	316 Stainless Steel, Polypropylene, FKM, PVDF	2 (5.1)	1" Hose Barb w/Variable Orifice	1 (2.54)	160	71	35	1.7
PFP	Polypropylene	Alloy 625, Polypropylene, FKM, PVDF				160	71	35	1.7
PFV <sup>†</sup>	PVDF	Alloy 625, FKM, PVDF				120	49	35	1.7
PFS	316SS	316 Stainless Steel, FKM, ETFE				220	105	-20 <sup>‡</sup>	-29

<sup>†</sup>PV-72 = 115°F (46°C)

<sup>‡</sup>Perlast o-rings limit minimum temperature to 5° F (-15° C); Buna-FDA o-rings have same temperature range as FKM

Note: ATEX versions of some pump models are available. Please see PF Series ATEX flyer or contact Finish Thompson.

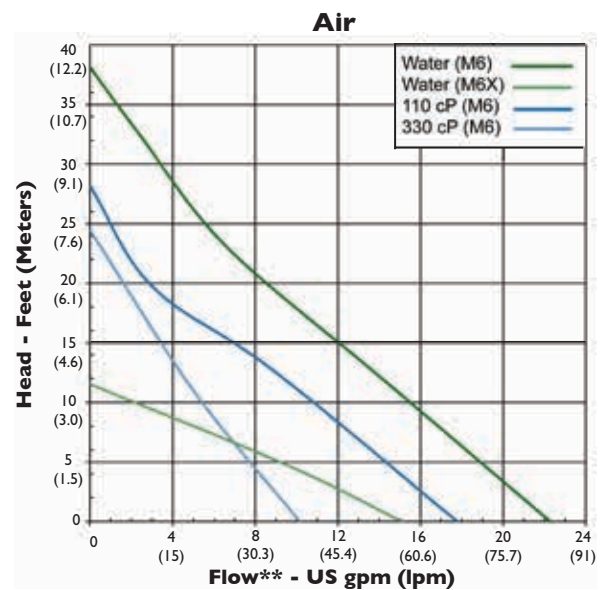
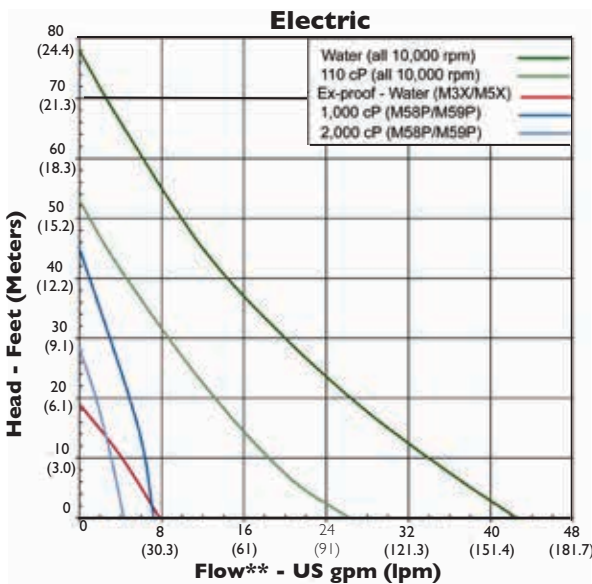
### Performance Data

Maximum Flow**		Maximum Head**		Maximum Specific Gravity	Maximum Viscosity	
Electric gpm (lpm)	Air gpm (lpm)	Electric ft (m)	Air ft (m)		Electric	Air
40 (151)	22 (83)	80 (24)	38 (11.6)	1.8	2,000 cP	330 cP

### Viscosity Data

Viscosity (cP)	100	250	500	1,000	2,000
Max Flow gpm (lpm)	24 (91)	16 (61)	11 (42)	7 (26)	4 (15)
Max Head feet (meter)	52 (16)	51 (15)	48 (14)	45 (14)	28 (9)

Note: M3/M5V motor: 100-500 cP M58/M59P: 500-2,000 cP



\*Pat. US D658,273 S; Pat. US D657,849 S; Pat. ZL 201130042124.3; Pat. ZL 201130042107.X; OHIM Pat. 001839002-0003

<sup>†</sup>When pumping flammables or combustibles, use explosion proof electric or air drive motors on stainless steel tubes with static protection kit.

\*\*All testing performed with water at 68°F (20°C). Actual performance can vary by +/- 10%. Actual performance will decrease with increased fluid viscosity and specific gravity.

Need help choosing a pump? Use the handy online Pump Selector at [www.finishthompson.com](http://www.finishthompson.com).





<b>ODP</b> (M3V, M5V, M5V-US, M3V-UK)	<b>TEFC</b> (M3T, M5T, M58P, M59P)	<b>Exp-Proof</b> (M3X, M5X, M10X)	<b>Air</b> (M6, M6X)
--	---------------------------------------	--------------------------------------	-------------------------

Model	Description	Certification	Electrical Requirements	Input	Output	RPM	Maximum Viscosity cP
				W	W		

### ODP (Open Drip Proof), Splashproof, IP24 Motors

M3V	Quick connects to pump without tools. Downdraft cooling system and double wall housing. Continuous duty, variable speed. 12 ft. (3.5 m) cord with plug and integral circuit breaker.	CSA	115VAC/50-60 Hz	650	400	3,500-10,000	500
M5V		CE	230VAC/50-60 Hz	650	400	3,500-10,000	500
M5V-US*		CE	230VAC/50-60 Hz	650	400	3,500-10,000	500
M3V-UK		CE	115VAC/50-60 Hz	650	400	3,500-10,000	500

### TEFC (Totally Enclosed Fan Cooled), IP54 Motors

M3T	Continuous duty. A 12 ft. (3.5 m) cord with plug and circuit breaker with manual reset	CSA	115VAC/50-60 Hz	640	400	10,000	500
M5T		CE	230VAC/50-60 Hz	640	400	10,000	500
M58P	Continuous duty, variable speed. 12 ft. (3.5 m) cord with plug and circuit breaker with manual reset.	-	115VAC/50-60 Hz	1,000	800	5,000-10,000	2,000
M59P		-	230VAC/50-60 Hz	1,000	800	5,000-10,000	2,000

### Explosion Proof Motors

M3X	Suitable for use in hazardous areas, ideal for flammable liquids. TEFC housing. 12ft. (3.5m) cord, internal circuit breaker. Continuous duty rated.	CSA	115VAC/50-60 Hz	230	75	5,000	10
M5X**		CE	230VAC/50-60 Hz	230	75	5,000	10
M10X		CE	230VAC/50-60 Hz	640	400	10,000	500

### Air Motors\*\*\*

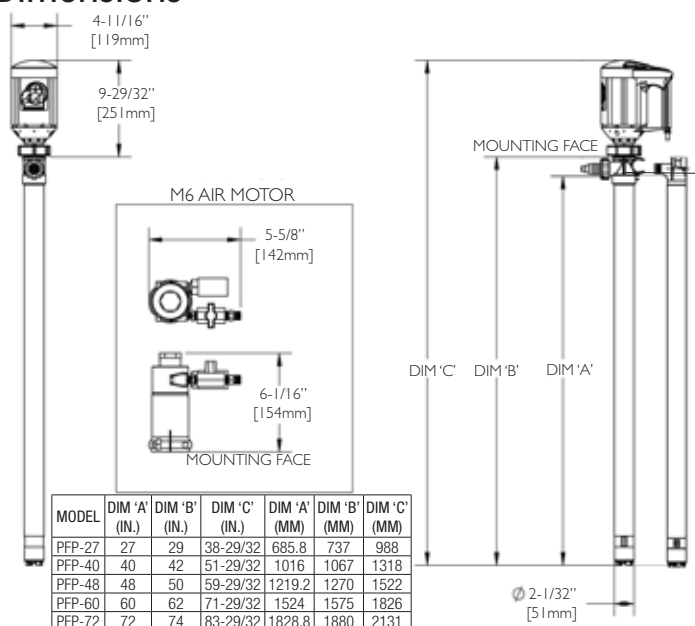
M6	Lightweight. Operates from customer-supplied compressed air source. Variable speed. Muffler and control valve.	CE	80-100 psi @ 15-32 cfm	-	400	300-9,000	330
M6X		CE	80-100 psi @ 15-32 cfm	-	600	300-6,000	330

\*Suitable for 230V, 60 Hz. Includes a NEMA 6-15 plug.

\*\*Motor suitable for hazardous areas that do not require independent certification.

\*\*\*An air motor is a non-electrical device meaning possibility of explosion from igniting flammables/combustibles is reduced. Air motor performance will depend upon user's system setup. Note: ATEX versions of some motors are available. Please see PF Series ATEX flyer or contact Finish Thompson for more information.

### Dimensions



### Accessories

#### Static Protection Kit



#### Nozzles



#### Strainers



#### Wall Mount Bracket



#### Discharge Spout

